





ultraframe



# conservatory directory





# WHY CHOOSE ULTRAFRAME

Ultraframe - leading the conservatory industry through innovation and expertise.

Here at Ultraframe, we've been designing and manufacturing conservatory roofing systems for over 20 years and are acknowledged as the international industry leaders.

## The best products

- Ultraframe have a roofing system solution to suit every home and every budget, with a choice of traditional or contemporary looks.
- Ultraframe supply the widest range of conservatory styles available and offer options for personalisation to ensure your conservatory will be as individual as you are.
- Our products are the most thermally efficient on the market so you'll be comfortable in your conservatory all year round.
- Ultraframe is the only company that supplies ventilation in every roof as standard. Our patented ventilation systems are second to none, preventing condensation and ensuring that you can enjoy your conservatory whatever the weather.
- Unique to Ultraframe, Conservaglass Optimum climate controlled glazing keeps you cool in Summer and warm in Winter.

## The reassurance of a quality brand

- All Ultraframe roofs are engineered for the extremes of the UK climate and are approved by the British Board of Agrément (BBA) to last at least 25 years. They are the only systems to have passed the USA's BOCA system, the toughest testing regime in the world.
- Our extensive research and development continues to innovate and extend the boundaries of design, so when you choose an Ultraframe roof, you can be certain that you're getting the best.

## Ultraframe Certificate of Authenticity

Of course, with a reputation such as Ultraframe's, imitation is inevitable, and some disreputable companies have been known to promise to fit an Ultraframe roof, only to fit an inferior system. To help put an end to this serious problem we've introduced the Ultraframe Certificate of Authenticity – your guarantee that you have a top quality Ultraframe roof. The Certificate is a legal document that you can use to reassure future buyers of your home that your conservatory really does feature an Ultraframe roof.

## CONTENTS

### Your conservatory

Choosing	3
Planning	4
Using	5

### Conservatory styles

Victorian	6-11
Georgian	12-17
Gable	18-21
Lean-to	22-27
P-shape	30/31
T-shape	32/33
Lantern	34/35
Large Span	36/37
Personalise your conservatory	38/39

### Further information

Specifications	40/41
Technical Reassurance	42
FAQs	43



At the back of this brochure you will also find details of accessories for personalising the interior and exterior of your conservatory, some technical reassurance and our most frequently asked questions.

All found from pages 38



# PLANNING YOUR CONSERVATORY

Here's a handy checklist of important things to consider when planning your conservatory.



- **Planning permission**

Check with your installer whether or not planning permission is required (in most cases it isn't). If planning permission is necessary you must submit the appropriate application forms to your local council before they can grant permission.

- **Choosing the site**

Take into account factors such as:

- an appropriate outside wall of sufficient length
- the square meterage available for building a conservatory
- the room which will provide interior access to the conservatory
- access from the conservatory into the garden
- walls, buildings, trees and greenery next to the proposed site

- **Choose a style**

There's a wide range of conservatory types to choose from. View the range of styles from page 6.

- **Furnishings**

Your furnishings will depend on the style and décor of your conservatory and the purpose of the room.

- **Garden design**

Having your conservatory built is a great opportunity to re-landscape your garden, so that the conservatory blends in perfectly with its surroundings and you can enjoy them together.

## Awkward spots

If you have always dreamed of owning a conservatory but feel that the space you have available is either too small or is unsuitable, don't despair. Ultraframe Installers have the experience and innovative products to ensure that they can create a conservatory in the most awkward of spots. After an initial discussion with your installer they will usually send their surveyor round to check your proposed site and identify any potential issues.

Common problems to overcome are:

- [Drainpipes](#)
- [Manhole covers](#)

- [Boiler flues](#)
- [Large trees/tree roots](#)
- [Situations needing extra drainage](#)
- [Sloping sites](#)

With early planning none of these should become issues. As long as your installer is aware of them, they can plan the design of your conservatory to eliminate or minimise potential problems.

There are many unique features built into Ultraframe roofing systems to ensure that a conservatory is possible in almost any location. When the surveyor visits your home it's a good time to plot out the actual floor space of your conservatory

with poles or bricks on the ground. Your surveyor will be able to help you with this so you can decide if the size and shape that you have chosen suits your needs. Bring out chairs and furniture from indoors to decide if the floor space feels big enough and ask your surveyor to indicate where the height of any dwarf walls will reach so you can be sure that you can see over them when seated. If you have any other technical queries about your conservatory or questions about the construction, your surveyor's visit is a good time to get these answered to be sure that you have ordered your perfect conservatory.

# USING YOUR CONSERVATORY

Unlike other rooms in our homes, there's no set use for a conservatory, so you can create a room that is as flexible as you need. Many people use a conservatory as an extra sitting room but there are many more ways to use your exciting new space.



## Kitchen

In many homes the kitchen is the hub of family life where we meet to chat, relax and eat. A conservatory can provide a stunning backdrop to a kitchen and allow the cook a beautiful view whilst slaving over the oven. Summer BBQs are made easy when the kitchen is linked to the garden for a cosmopolitan dining area.

In England and Wales, Building Regulations are not required as long as the conservatory does not contain sanitary or drainage facilities (one of the most likely reasons for a conservatory requiring Building Regulation approval is that all or part of it is being used as a kitchen)

If in doubt, please ask your installer or contact the Building Control Department of your local council who will be able to advise you on the specific requirements in your area.



## Home office

In today's hectic world and as more of us work from home it's only right that a home office should be somewhere pretty special. Quiet, serene and yet inspiring, a conservatory is the perfect choice for a home based worker and will allow plenty of storage for files, computers and all the other items that come with modern working life. By closing off the doors into the house you can get all the peace and quiet you need.



## Den

A conservatory can also be the perfect space for children to play and store their toys away from the rest of the home. By creating a conservatory that's a family room, you get a space for everyone to enjoy together.

- A conservatory leading from a kitchen makes a fabulous dining room
- A conservatory leading from a living room extends the area into a great family room and links your main living space with the garden
- If you live in a bungalow, create a haven to relax in with a conservatory leading from your bedroom

# VICTORIAN

*Indulge in a daydream or two*







# VICTORIAN

The Victorian is the most popular style of conservatory, with a versatility that makes it suitable for many house styles. Its distinguishing architectural features, such as a bay front give a curved appearance, and a steeply pitched roof and ornate ridge details give this style of conservatory a more classical appearance.

The Victorian style is available in:

- three facet – a bay front that has three main windows that give a curved appearance, widely angled for maximum space
- five facet – a bay front with five main windows creating a more rounded appearance.



## Case study

Mr & Mrs Hatcher live in Yorkshire in a stone-built detached house.

They decided to add a conservatory to their home so that they had more space to entertain guests and relax throughout the seasons. The conservatory they chose is a three facet Victorian with a polycarbonate roof. A set of double doors link it to their kitchen to give them a large and comfortable space where people can chat and relax as food is prepared.

The interior of the conservatory is furnished in a relaxing and elegant neutral colour scheme with wooden flooring; a two-seater sofa and a small dining table make the space multi-functional.

By adding the conservatory Mr. Hatcher said that "it allows the family to spend the whole year in the garden, entertaining and relaxing – we don't know what we'd do without it now!"





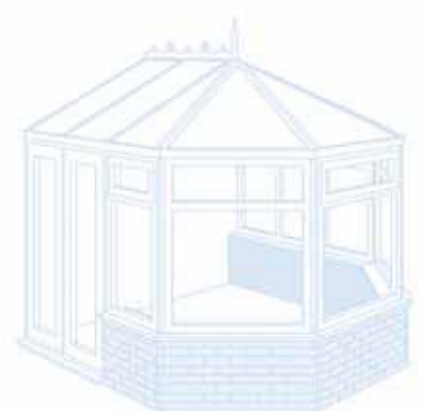


# VICTORIAN

The Ultraframe Victorian style is available in a choice of three systems.

The more traditional **Classic** system, with a feel for conservatory heritage, gives a distinguished and classical appearance and with its unmatched flexibility it can cope with any roof design or configuration.

The **Sunroom** and **Uzone** systems feature Ultraframe's unique Clicklock boltless technology guaranteeing complete structural integrity. The styles give a contemporary look with a more streamlined bar detail on the inside of the conservatory. The **Sunroom** system also offers eye catching shapes to complement virtually any home.



personalise your  
conservatory  
see pages 38/39











# GEORGIAN

*Turning dreams into reality*

# GEORGIAN

The Georgian is a flat fronted style that offers excellent use of floor space due to the square or rectangular internal shape.

Each side of the roof slopes back to the centre and the resulting contemporary style is suited to the majority of property styles.

The Georgian style is available in the **Classic** system for a more traditional look, or the **Sunroom** and **Uzone** systems for a property that suits a more contemporary style.









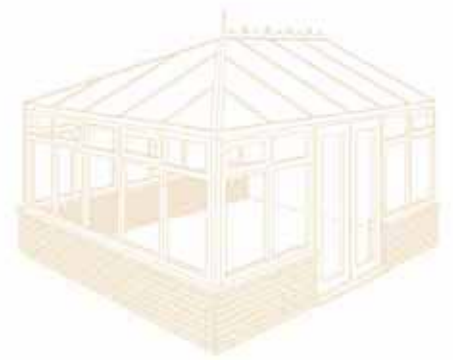
# GEORGIAN







personalise your  
conservatory  
see pages 38/39









# GABLE

*Creating extra light and space*

# GABLE

A gable-fronted style of conservatory adds a sense of grandeur to any home.

With a high roof slope and the same floor space as a Georgian, a Gable offers excellent use of internal space. The front panel of the roof remains upright rather than sloping back to the centre as on a Georgian, creating a feeling of great height within the conservatory.

The gable fronted style of conservatory is available in the **Classic** and **Sunroom** systems.



## Case study

Mr & Mrs Green live in Lancashire with their two children aged 11 and 14.

They decided to add a conservatory to their detached home as they wanted to enjoy their garden late into the Summer nights and throughout the Winter.

Their conservatory is white, gable-fronted and has a combination of dwarf walls and full glass frames that give a stunning contemporary effect. The glass roof floods both the conservatory and the adjoining dining room with lots of light and the combination of the high gable roof and the large floor area adds a great feeling of space to the home. A roof vent and fan help to keep the conservatory cool right through the Summer and internal roof tie bars add to the sense of grandeur.

Mrs Green said "The conservatory has provided us with a calm and relaxing garden room for all the family to enjoy and the extra seating we now have is especially useful when we are entertaining guests. There's nothing we would change about our conservatory – we are all so glad that we added it to our home!"













# LEAN-TO

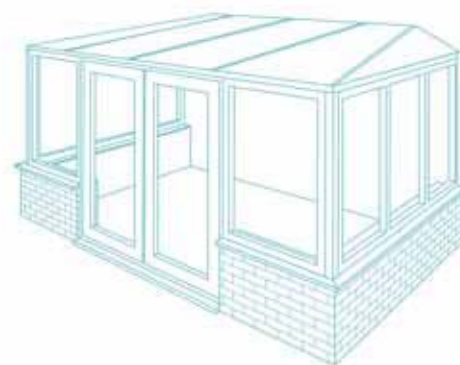
*Inspirations and aspirations  
in a room with a view*

# LEAN-TO

The lean-to style is for those who prefer the clean understated lines of a Mediterranean sunroom.

Traditional or contemporary, this style is ideal for properties with limited space under the eaves or an awkward area in which to fit a conservatory. The pitch of the roof is variable, so that a shallow pitch could fit under a low bungalow roof, whilst a steeper pitch would match the roof of a terraced or detached house.

The lean-to style is available in the **Classic** and **Elevation** systems from Ultraframe.



for frequently  
asked questions  
see page 43











## Elevation

Elevation brings a new and uniquely contemporary interpretation to a lean-to roof. With Clicklock boltless technology at its heart, this lean-to is a dream to install as it easily clicks together to guarantee structural integrity and give the perfect finish.

Its industry leading thermal performance exceeds both current and anticipated thermal efficiency standards for conservatory roofs.

Also new to the fold is Elevation Plus – with its unique hipped wings it creates a more light and airy feel to the lean-to.



## Case study

With a growing family Dave and his wife Gill wanted to extend their family living space to make a comfortable room to enjoy their garden. They both liked the Mediterranean style of conservatory but wanted a contemporary finish that suited their new build home. Elevation Plus was the ideal style to use, with the hipped wings allowing increased light in so they could use the space for sitting and relaxing, reading or just as a quiet room to escape to.

The 3.5m x 3.5m conservatory leading from the lounge/dining room became a pleasant addition to the house.







# SOMETHING DIFFERENT

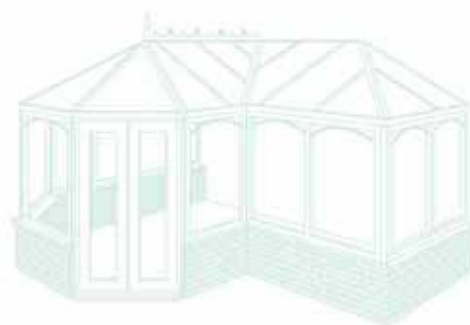
*Adding a sense of  
grandeur to any home*

# P-SHAPE

The ideal style for a larger conservatory, a P-shape can combine for example a lean-to and a Victorian, to create a versatile style that can be used as two different living areas. Due to the proportions needed to achieve the P-shape, this style is better suited to larger properties, giving an impressive result.

The larger shape is perfect as a room with a dual purpose such as a lounge/dining area through to a fun family room.


The P-shape style can be specified as either a three facet or five facet Victorian or Georgian design. It is available in the Ultraframe **Classic** and **Sunroom** systems.



for technical  
reassurance  
see page 42

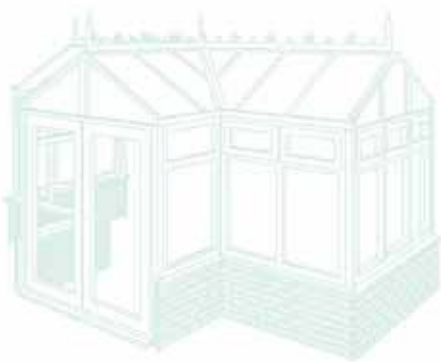








# T-SHAPE





The T-shape style is more suited to larger properties due to the proportions needed. It's a combination style that is distinguished by a central projection that can be either a Victorian, Gable or Georgian.

A T-shape offers a large and versatile floor space and is an impressive addition to any home.

This style is available in the **Classic** and **Sunroom** systems.



## Case study

Mr & Mrs Bird are the owners of this magnificent T-shaped conservatory which they had installed on their modern detached home. The conservatory is white PVCu to complement their existing windows and doors and has an opal/white polycarbonate roof.

The conservatory is split into two separate areas – an informal sitting area for relaxing and a formal dining room. A selection of plants helps to make the whole space feel like part of the surrounding garden.

Mrs Bird is delighted with the conservatory: "We needed more room and space but didn't want to move from this house. Our conservatory gives us the room to dine and entertain family and friends."

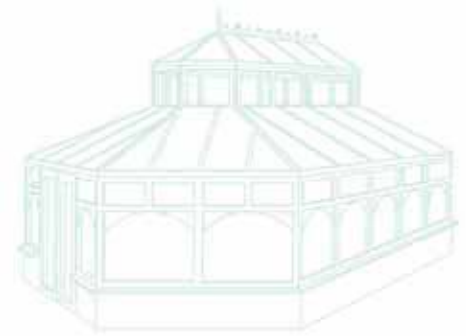


# LANTERN

The Lantern is the original conservatory style, now brought up-to-date with Ultraframe technology.

Choosing a lantern style conservatory ensures drama and style, representing the grandeur of times gone by. The two-tiered effect adds a new dimension to your conservatory and the extra ceiling height adds to the feeling of light and space. Lanterns are typically suited to older style period properties and are often chosen for swimming pool enclosures or larger conservatories.

Available in the **Classic** system.










# LARGE SPAN

Conservatories that are extremely large and require additional support to take the weight of the roof are known as large span conservatories or Portals. The uses for them are endless – from magnificent swimming pool enclosures to large commercial extensions; anything is possible due to the flexibility and advanced engineering of the large span system.







# PERSONALISE YOUR CONSERVATORY

There are a variety of options to customise the exterior and interior of your conservatory. Here we explore the ways you can add your own, unique finishing touches.



- 1 Sunroom cresting, finial and top cappings
- 2 Ultraselect
- 3 Dentil mouldings

## Crestings and finials

These are the decorative fittings that run along the top of your conservatory roof. A choice of crestings and finials are available dependent on which Ultraframe roof system you choose, ranging from ultramodern Pikestaff finial and Renaissance cresting to the more traditional Classic and Baroque combination.

## Top cappings

The bars that run between the panels in the roof of your conservatory are covered with protective cappings. A choice of designs are available that give a streamlined contemporary appearance or a more traditional rounded look.

## Ultraselect

Ultraselect is a range of decorative strips that style the inside of your conservatory. A wide variety of designs are available and the strips simply clip into place enabling you to change the design as you wish.

## Dentil mouldings

A decorative cladding that can be added underneath the guttering on your conservatory for an extra touch of flair.



# PERSONALISE YOUR CONSERVATORY



## Glazing options

If you are hoping to bring more light into your home, a glass roof is the right choice. Conservaglass Optimum is specially engineered for the needs of a conservatory roof. It works by deflecting heat from the sun in Summer to keep the inside cool, and by retaining the warmth from heating appliances in Winter. It also features an easy clean coating that ensures that rain water runs straight off taking dirt with it.

Polycarbonate is the lower cost alternative to glass but still provides excellent thermal properties. It is available in a range of colours, thicknesses and specifications:

- Clear
- Opal - opaque
- Bronze
  - with bronze tint
- Bronze/opal
  - bronze outside, opal inside
- Solar control

## Ceiling fans

Decorative ceiling fans are available in a variety of designs, with or without light fittings and the choice of an optional remote control.

## Tie bars

A tie bar is sometimes specified to help support the weight of a large roof or one that is fitted with glass. The position of the tie bar is dictated by engineering principles and a choice of two styles are offered – traditional or contemporary.

Your installer will be able to discuss with you the style of tie bar supplied with each roof system.

Your installer will be able to discuss with you all the options available to customise your conservatory.



4 Ceiling fan

5 Conservaglass and traditional tie bar

6 Contemporary tie bar

# SPECIFICATIONS

## STYLES AVAILABLE

	CLASSIC	SUNROOM	ELEVATION	UZONE	ULTRALITE
Victorian:					
- 3 facet	●	●		●	
- 5 facet	●				
Georgian:					
- Single ended	●	●		●	
- Double ended	●	●			
Gable	●				
Lean to	●		●		●
P-shape	●	●			
T-shape	●	●			
Lantern	●				
Large Span	●				



1 Classic five facet victorian



2 Classic double ended georgian



3 Classic P-shape

● Standard   ○ Standard (choice)   ■ Optional   □ Optional (choice)



TECHNICAL	CLASSIC	SUNROOM	ELEVATION	UZONE	ULTRALITE
Cresting	○	●		●	
Finial	○	●		●	
Conservaflash	■	■	■	■	■
Coloured Foil	○	○	□	□	○
Conservaglass:					
- Classic	■	■		■	
- Optimum	■	■		■	
- Premium	■	■		■	
Top Cappings:					
- Chambered	○				
- Traditional		○	●	●	●
Gallows brackets	■	■			
Gable support beam	■				
Ventilation:					
- Eavesflow	■		●		
- Trickle Ventilation (eaves and/or ridge)	●				
- Trickle Ventilation (eaves and wallplate on lean-to's)	●				●
- Stack vent finial		●		●	



4 Conservaflash



5 Elevation trickle ventilation (wallplate)



6 Gallows bracket for Classic or Sunroom

● Standard   ○ Standard (choice)   ■ Optional   □ Optional (choice)

# TECHNICAL REASSURANCE

All Ultraframe products meet the highest design and product standards.

## Built to Last

All Ultraframe roofs are approved by the Government sponsored test agency, the British Board of Agrément (BBA) to last at least 25 years.

Imagine what the weather imposes on your roof. Over an average 25 years it could include:-

- 15,300mm of rainfall
- 450 days with snow falling
- 57 days of hail the size of peas
- 9,125 days with temperatures in the range of -15°C in Winter to +35°C in Summer
- 300 visits by window cleaners, house painters and aerial riggers

So you can see why it needs to be tough.

## Statutory Obligations

All Ultraframe roofs are designed in accordance with all relevant British Standards and Codes of Practice.

BS5516 Parts 1 & 2: 2004

- sloping glazing for buildings

BS6399 Part 2: 1997 - wind loads

BS6399 Part 3: 1988 - snow loads

BS8118 Part 1: 1991

- Structural use of aluminium – design

BS8118 Part 2: 1991

- Structural use of aluminium – materials and workmanship

Our roofs were the first in the industry to be approved by the BBA. Ultraframe are the only roof system manufacturer to be awarded ISO9000 for design, manufacture and supply.

So, all the industry 'firsts' are ours - we created industry standards when there were none and that passion for excellence continues today through our extensive and market leading product range.

Ensure that you ask your installer to specify an Ultraframe roof, the most tried and tested systems.

## Comfortable and Controllable Environment

The position of the conservatory in relation to its surroundings is a key factor in the creation of a comfortable conservatory interior whatever the weather.

Good insulation and heating will be required if the conservatory faces North, whilst additional ventilation and shading (e.g. roof blinds or shaded polycarbonate) for South facing conservatories is essential.

Ultraframe is the only conservatory roofing manufacturer to include ventilation as standard in each and every one of our roofs. We do this to ensure that whether it's rain or shine outdoors, your conservatory has a comfortable interior temperature for you to enjoy all year round.

The Ultraframe patented ridge and eavesbeam gives all year round ventilation minimising the possibility of condensation forming. It has also been designed to provide the ultimate in security.

## Safety and Security

When double glazed glass units are used in the roof, they are required to meet full safety glazing material to BS6206. Polycarbonate glazing material is specified, this is strong and shatterproof.

Conservatory roofs can aid escape from windows above in the event of a fire.

Ultraframe's roof systems incorporate specially designed glazing bar features to prevent thieves removing the glazing material to gain access.





# FREQUENTLY ASKED QUESTIONS

As you go through the conservatory planning process, there'll be many questions you'll need answering.

Here are some of the most common:

## Can I use my conservatory all year round?

Modern conservatories, with insulated bases and cavity walls, which feature double-glazed units and a thermally efficient roof, can be used all year round. The thoughtful use of heating will also help. Comfort levels can be further enhanced with Ultraframe Conservaglass Optimum. This is a revolutionary new type of glazing that is specially developed to keep conservatories warm in Winter, by retaining heat, and cool in Summer by excluding solar radiation.

## We haven't seen the conservatory we want in anyone's brochure. Does that mean we can't have it?

Since all conservatories are made to order, you can have anything that's physically achievable. A chat with a specialist conservatory designer will open up possibilities you may have never even dreamed of. To find inspiration from some more unusual conservatories, take a look at the Conservatory Gallery on the Ultraframe website. [www.ultraframe-conservatories.co.uk](http://www.ultraframe-conservatories.co.uk)

## Do we need Planning Permission or Building Regulation Approvals?

Probably not. Planning Permission isn't usually required unless you're adding a conservatory to a house that has already been extended. You may also need to check the age of your home as developers of new build properties sometimes have restrictions placed upon them. If in doubt, please ask your installer or contact the Building Control Department of your local council who will be able to advise you on the specific requirements in your area.

## Do we need to install Insulating Double Glazing Units (IGUs) and if so, which ones?

On April 1st 2002, the Government introduced Part L, amending the Building Regulations for the first time, to require replacement windows and doors to meet tough new thermal

performance standards. The new standard applies when new doors replace an existing window or when you change the doors between the house and the conservatory, but not when you keep the existing lockable french doors or patio doors between a house and conservatory.

## Our neighbours aren't friendly - how can we protect our privacy?

Conservatories can be made private by the thoughtful use of obscure glass, solid side panels, blinds or even a solid wall on one side.

## How soon can we have our conservatory?

The average turnaround is six to ten working weeks from placing the order in writing, depending on the weather or if planning permission is required.

## My builder has already constructed my base. What's the next step?

Contact an Ultraframe installer who will check that the base is square and level and undertake the design and installation of your conservatory.

## Do you make conservatories to order?

Yes – every one of our conservatories is made to measure and can be personalised with a host of accessories and design features both inside and out. See pages 38-39.

## We've got an odd shaped space/an unusual wall/a sloping garden. Can we still have a conservatory?

Contact your Ultraframe installer and they will be able to help. By using a system as flexible as Ultraframe's there's almost always a solution to your problem, and chances are they'll come up with several alternatives.



